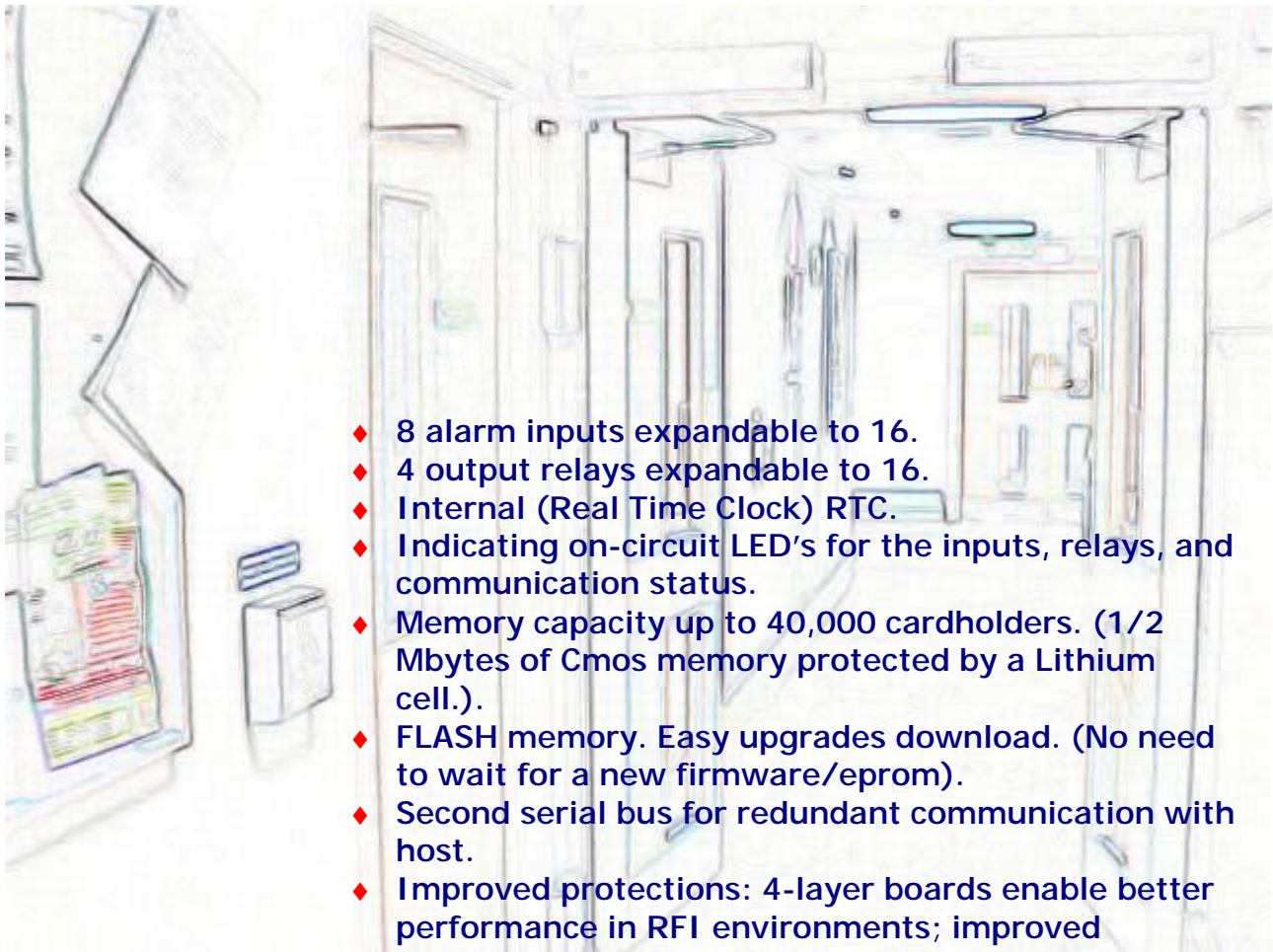





Toplock 3 D4/ZD Control Systems

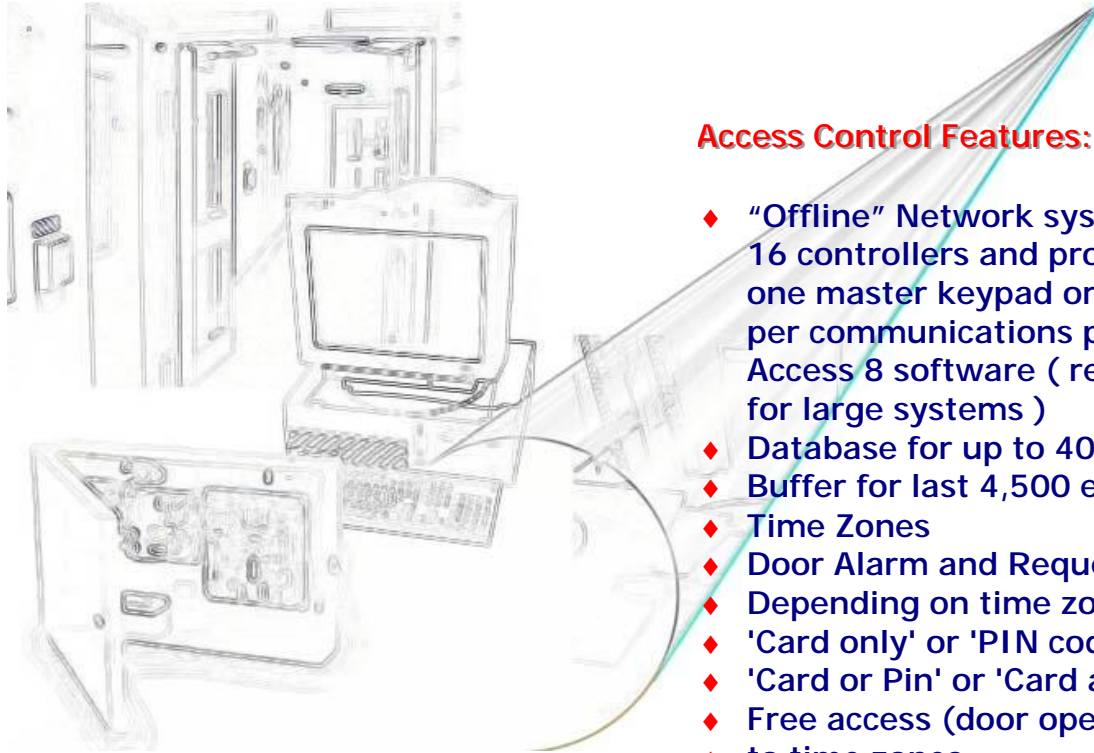
Controller Features

- ◆ Interfaces for 4 separately controlled card readers.
- ◆ (Ex. 4 doors or 2 entrance/exit or 2 doors and 1 door entrance /exit).
- ◆ ANY technology, selectable by onboard switch
- ◆ Supported reader technologies:
Magnetic, Proximity, Wiegand, Barcode, Touch, Hands Free, Biometrics, Key Fobs, Keypad, Smart card and many more).
- ◆ 4.5 amp dual output power supply as standard.



- ◆ 8 alarm inputs expandable to 16.
- ◆ 4 output relays expandable to 16.
- ◆ Internal (Real Time Clock) RTC.
- ◆ Indicating on-circuit LED's for the inputs, relays, and communication status.
- ◆ Memory capacity up to 40,000 cardholders. (1/2 Mbytes of Cmos memory protected by a Lithium cell.)
- ◆ FLASH memory. Easy upgrades download. (No need to wait for a new firmware/eprom).
- ◆ Second serial bus for redundant communication with host.
- ◆ Improved protections: 4-layer boards enable better performance in RFI environments; improved protection for communication lines and lightning.
- ◆ Two separate regulators prevent electrical noises at the card reader's cables to effect the system performance; etc.

Toplock 3 D4/ZD 2000 Control Systems



Access Control Features:

- ◆ "Offline" Network system, connect 16 controllers and programme from one master keypad or 32 controllers per communications port via Quick Access 8 software (recommended for large systems)
- ◆ Database for up to 40,000 Users
- ◆ Buffer for last 4,500 events
- ◆ Time Zones
- ◆ Door Alarm and Request to Exit
- ◆ Depending on time zones: access by 'Card only' or 'PIN code only' or 'Card or Pin' or 'Card and PIN'.
- ◆ Free access (door open) according to time zones
- ◆ Anti Pass-back and lock-out delay

Alarm Monitoring Features:

- ◆ 80 time zones for alarm and Events
- ◆ Local reflexes (Relays activation triggered by events)
- ◆ Door Alarm, Duress Code, Unsuccessful attempts
- ◆ Alarm delayed
- ◆ Total control of relays from host

Communication Features:

- ◆ RS485, RS232
- ◆ Programmable Encryption
- ◆ Polling or Event Driven operation.



Toplock 3 D3 ZD controller PCB

For more information please contact:

Multilink Access Control Systems Ltd

71 Hampermill Lane, Oxhey Hall, Watford, Hertfordshire.WD19 4NT.
United Kingdom

Telephone: 0044 (0)1923 224900 Facsimile: 0044 (0)1923 224970
Mobile: 0044 (0)7831 490499 Email: info@multilinksecurity.co.uk